

# THE NAUTILUS | FEATURES & BENEFITS

## NAUTILUS SCRUBBING SYSTEM

Cleaning Path	
Main Brushes Only	45"
With Optional Side Scrub Brush	60"
Main Brushes	
Brush Diameter	12"
Brush Length	45"
Brush Speed	425 RPM
Brush Pressure	200 lbs - 400 lbs
Side Scrub Brush w/ Vacuum	
Brush Diameter	16"
Brush Speed	200 RPM
Tanks	
Solution Capacity	105 gallon
Recovery Capacity	105 gallon
Demister Chamber	17 gallon
(2) 1.05 cu. ft. Easy Dump Debris Trays	
Material	Plastic/Stainless Steel
Total Hopper Capacity	2.1 cu. ft.
Vacuum Fan	
Speed	11,500 RPM
Water Lift	35"

## NAUTILUS DIMENSIONS

Length	95"
Width	
Frame	55"
Rear Squeegee	56"
With Side Scrub Brush	65.5"
Height	
At Lowest Steering Wheel Position	60.5"
With OHG	83.5"
Weight	
Empty	3,250 lbs
GVW	4,800 lbs
Minimum Aisle U-Turn	107.7" (8'-11.7")

## NAUTILUS PROPELLING SYSTEM

Engine System	Kubota, Gas, LPG, Diesel
Speed - Forward	7.7 MPH
Speed - Reverse	4.0 MPH
Gradeability - Traveling	10 degrees
Gradeability - Scrubbing	8 degrees
Tires - Front	16" x 6" molded
Tires - Rear	18" x 5" press-on

## NAUTILUS SCRUBBER SWEEPER WARRANTY

Travel (2 Hour Cap)	6 Months	Engine	36 Months/2,000 Hours
Labor	24 Months	Tanks	10 Years
Parts / Replacement Parts	36 Months/2,000 Hours	Parker O-Ring Face Seal Hydraulic Fittings	36 Month No Leak

\*\*Extended Warranties Available (Additional Cost Apply)\*\*

## ABOUT US

PowerBoss is a division of three companies manufacturing a full line of maintenance products, industrial and commercial sweepers, scrubbers and chemicals for industrial, commercial and institutional facilities.

**Minuteman**  
Excellence Meets Clean


**PowerBoss**  
The Power of Clean

**Multi-Clean**  
Your Guide To Clean!

**PowerBoss**  
The Power of Clean

1.800.323.9420  
powerboss.com

**PowerBoss**  
The Power of Clean




Power Performance



Read & React  
Maneuverability



Heavy Duty Stainless  
Steel Components



MAXIMUM ACCESS



**MANEUVERABLE MID-SIZE MACHINE**

**LARGE CAPACITIES – LONG RUN TIME**

**LOW COST OF OWNERSHIP, RELIABLE DESIGN**

**HEAVY DUTY STAINLESS STEEL PARTS**

**EXCEPTIONAL CLEANING PERFORMANCE**

\*MACHINE PHOTOGRAPHED WITH OPTIONAL EQUIPMENT

**THE NAUTILUS** | CYLINDRICAL SCRUBBER SWEEPER

# THE NAUTILUS

One the most amazing water creatures in the sea is the NAUTILUS. It is considered a symbol for strength and longevity because its armor-like shell can withstand extremely high pressure due to its natural design. This had to be the name for the new scrubber sweeper from PowerBoss.

The NAUTILUS scrubber sweeper can be an exceptional value to your company. Large water capacities provides longer cleaning time, heavy duty stainless steel parts offer lower cost of ownership and the unmatched maneuverability helps to ensure professional cleaning results that will make the difference for you.



8'-11.7" MINIMUM AISLE U-TURN




## APPLICATIONS

Including but not limited to the following applications:


- Food Grade Facilities
- Distribution Centers
- Municipalities, Federal Facilities
- Parking
- Heavy Manufacturing
- Warehousing
- Beverage Bottlers, Distribution
- Aircraft Hangers & Tarmac Area

## POWERFUL SYSTEMS

PROVIDE POWER PERFORMANCE



BEFORE



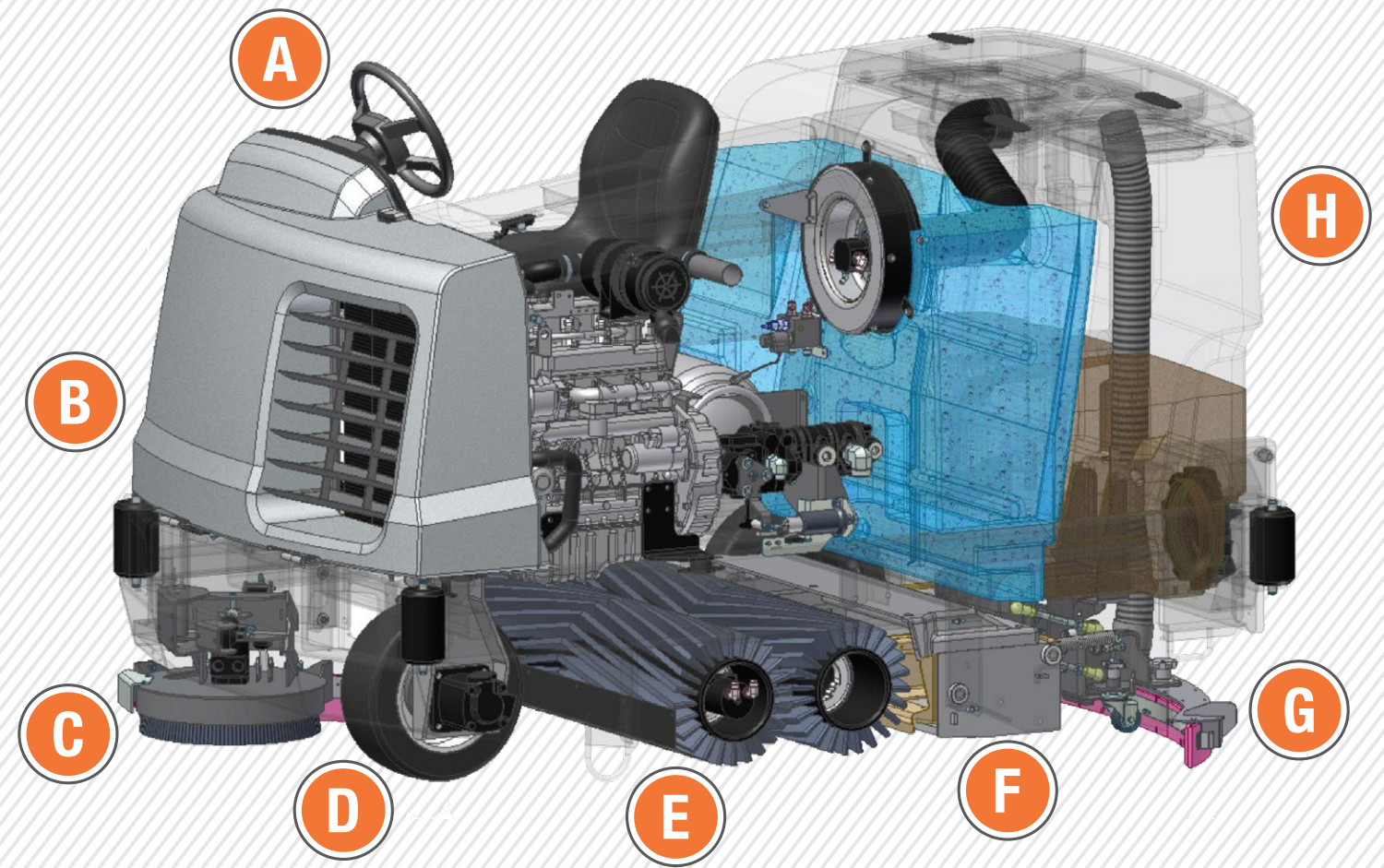
AFTER

- Kubota Engines
- Eaton Hydraulic Motors
- Parker TC (Tough Cover) Hoses
- Monarch Traction Tires
- Linatex Extended Wear, Oil Resistant Squeegees
- 11,500 RPM Hydraulic Vacuum – Dry Floors Immediately
- Parker O-Ring Face Seal Hydraulic Fittings -36 Month No Leak Warranty



# THE NAUTILUS

CYLINDRICAL SCRUBBER SWEEPER



**A Quick Scrub Controls**  
One switch operation, simple to use

**B Max Access Panel**  
Easy Access to Electronic Systems, Hydraulic Manifold, Steering Assembly, Kubota Engine, Radiator, Hydraulic Oil Cooler

**C Side Scrub**  
Optional 16' Disc Scrub Brush for cleaning against the walls or close to racking or conveyer systems

**D Front Steer & Drive Traction Tire**  
Provides excellent turning, 8' 11.7" u-turn

**E Powerful 45' Cylindrical Scrub**  
Sweep brushes powered by (2) hydraulic motors provide exceptional cleaning performance

**F 2.1 Cu. Ft. Quick Load Hopper**  
Complete with (2) plastic easy dump debris trays for ergonomic disposal or optional stainless steel one piece hopper.

**G Quick View Squeegee**  
The squeegee tilts up for quick squeegee adjustments or changes. This exclusive feature helps provide a completely dry floor immediately after scrubbing.


**H Pro Scrub**  
Prolonged Runtime Operation. Large solution & recovery tanks, up to 2 hours of scrub time.

## PERFORMANCE



### Quick Scrub - Controls

Utilizing only one switch, the operator can have all functions turn on and off with a flip of one switch. The functions (scrub and/or vacuum) are selected prior to cleaning. The Green Quick Scrub master switch turns the selected functions on and off. Individual functions can be adjusted by the operator during the cleaning process. The operator can change water flow and brush pressure on the move.



### Thermal Green Technology (optional)

A patented hot water system that passively heats the cleaning solution using the heat generated by the engine's catalytic converter. Virtually maintenance free, TGT eliminates the need to use additional energy to heat the solution, therefore it lowers the cost of energy and shrinks your business' carbon footprint. Any need for additional detergents to break down dirt will be greatly reduced and, in some cases, not necessary at all.




### Pro Scrub

Prolonged Runtime Operation – Long scrub time before draining and refilling.  
105 Gallons of Solution Water Flow Rates:  
Normal: .88 gallons per minute = 2 hours of runtime  
High: 1.5 gallons per minutes = 1 hour, 10 minutes of runtime



### Easy Clean Recovery Tank

A large drain hose provides quick and clean draining of the dirty water. Two large doors at the top of the tank and one 8" access cap provide easy access for washing the recovery tank free of sediment.



### Quick Load Hopper with Easy Roll Casters & Safety Dump Debris Tray



The squeegee is tilted up out of the way so the debris hopper can be removed from the machine. Now the hopper can be moved effortlessly using the Easy Roll Casters and the debris can be disposed of safely and easily using the plastic Safety Dump debris trays.

## READ & REACT MANEUVERABILITY




The operator can turn around in a 9' aisle if needed without having to back up or turn off the water or brushes while scrubbing. The operator can READ the traffic and REACT safely.

## HEAVY DUTY STAINLESS STEEL COMPONENTS




Scrub Deck, Scrub Deck Doors, Scrub Door Hinges, Side Squeegee Frame, Rear Squeegee Frame, All Squeegee Attachment Bands (Inner, Outer & Sides), Debris Hopper (Optional Stainless Steel)

## MAXIMUM ACCESS



### Superior Maintenance Positions

After removing the engine panels, no tools required, this provides 360 degree accessibility around the engine, radiator, hydraulic pump, vacuum motor, hydraulic tank and the electrical system. This provides the opportunity to keep the machine maintained properly. The easiest task can be difficult if things are in the way.



### Quick View Squeegee

The squeegee tilts up for quick adjustments or changes. Feature allows for easy daily inspection and debris removal.

### Quick Change Scrub Brushes

No tools required for scrub brush inspection or changes.

## OPTIONAL EQUIPMENT



- Side Scrub
- Overhead Guard (4 Post)
- Safety Light Packages
- Suspension Seat
- Seat Belt
- Canvas Cab Mounted On Overhead Guard

- Back Up Alarm
- Chemical Metering
- Fire Extinguisher
- Auto Fill
- Heated Solution
- Spray & Vac Wand
- Spare LP Tank Holder